

PRODUCT FEATURES

The LUVIA MONO is a window ventilator suitable for natural day to day ventilation and smoke control. The attractive aesthetics together with its technical properties make it a special solution for glass roofs applications.

LUVIA MONO has a very compact construction, high-quality and thermally broken aluminium profiles. Possible glazing from 16 to 50 mm. Various opening systems are available, pneumatic and electric.





TYPICAL APPLICATIONS

Particularly suitable for applications on glazed roof constructions, such as shopping centres, offices, logistic centers, among others. Special profiles can be adapted for wall curtain systems or others as opening masonry.

MATERIALS

The window structure consists of tempered aluminium. Both the outer frame and flap frame are thermally broken. The frame is sealed with EPDM rubbers.

DIMENSIONS

Depends on type of profiles. Different profiles are available.

INSTALLATION ANGLE

Almost vertical and horizontal usage (2° – 85°).

OPENING ANGLE

Depends on dimensions, weight and type of control system.

AIR, WIND, WATER TIGHTNESS

Air permeability: class 4 (600 Pa).
Resistance to wind load: E2150 (2150 Pa).
Water tightness: E1200 (1200 Pa).

THERMAL INSULATION

U-value down to 1.3 W/m²K depending on the frame/vent combination and the glass thickness. Versions with high insulation, HI and HI+, are available.

ACOUSTIC PERFORMANCE

From 39 (0;-2) dB till 42 (-1;-2) dB

GLAZING POSSIBILITIES

Possible glazing from 16 to 50 mm.
Glazing beaded for standard glass.
Stepped glass for a more aesthetic version.
Combination of both (beaded and stepped glass).
Use the stepped glass below for inclinations from 2° to 33°.

CONTROLS

P2F: opening and closing systems by a double action pneumatic cylinder, with a thermal fuse (daily ventilation and smoke control).
M24V: linear electric drive (for daily ventilation and smoke control).
M24V: chain electric drive (for daily ventilation and smoke control).
M230V: electric drive (for daily ventilation).

WEIGHT

Depends on dimensions and type of glazing.

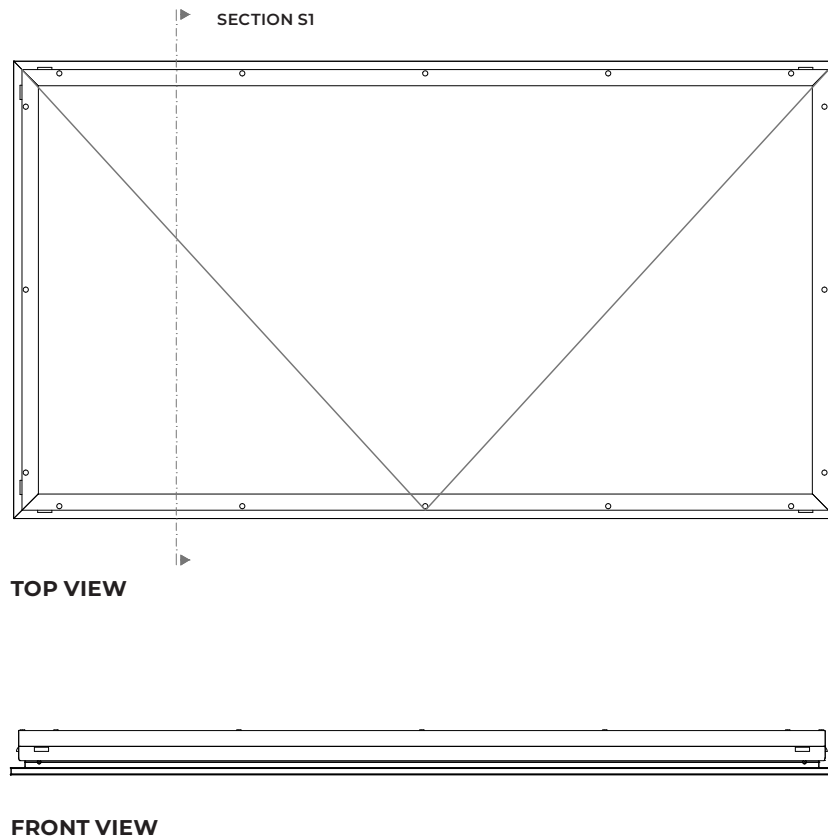
OPTIONS

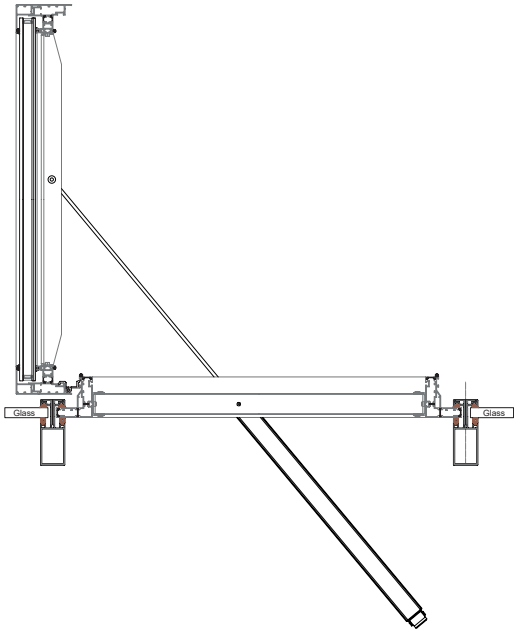
Custom dimensions.
Powder-coated design (any RAL colour).

REGULATIONS

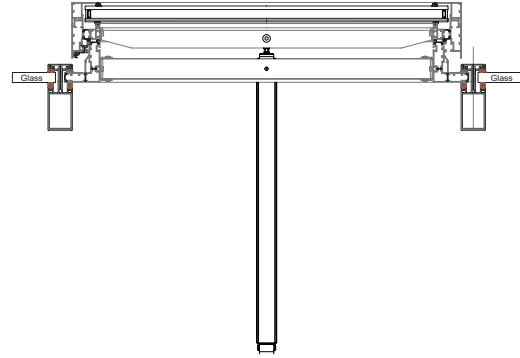
The system has been tested and is certified in accordance with EN 12101-2.

GENERAL DRAWINGS | LUVIA L01

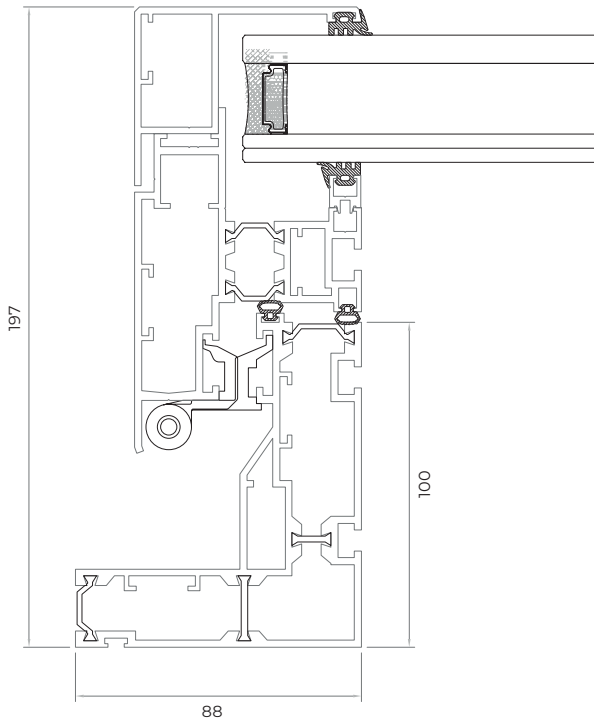




SIDE VIEW OPEN



SIDE VIEW



**DETAIL 01
L 01 PROFILE**