


PRODUCT FEATURES

MEGAVENTRA is an all-weather version of the VENTRA where we used the concept from MEGADELTA and added the lateral flaps to provide ventilation even in bad weather. It's equipped with lateral inner flaps to enable weather that can be opened/closed pneumatically or electrically. At the top it's equipped with a louvres that open and close providing an economic method of ventilation, allowing the removal of large quantities of warm air and/or smoke from a building within a short period of time. The lateral flaps are closed by a spring mechanism and the changeover from fair-weather ventilation to weather-protected is controlled by a rain-sensor system.

MEGAVENTRA also serves as natural smoke and heat exhaust ventilator. Can be applied to various type of roof (flat roofs, northlights roofs and others) in suitable for a wide range of applications. The vents are manufactured according to ISO 9001 quality control standards and comply with the European requirements for NSHE according to EN 12101-2. MEGAVENTRA are formed from high quality corrosion resistant aluminium to ensure low maintenance requirements and water tightness.

Various method of operation using pneumatic or electric actuator are available. Available on large dimensions. Up to 2000 x 3166 mm (width x length).





TYPICAL APPLICATIONS

May be installed either onto roofs or into barrel vault daylighting systems. Particularly suitable for warehouses, logistics centres, production environments and industries.

MATERIALS

Tempered aluminium, sea water and corrosion resistant (EN AW 5754).
Corrosion resistant bearings.
Built-in weather resistant hydrophobic tape.

Note: aluminum is supplied untreated as standard. Possibility of being supplied with electrostatic painting (in any RAL color).

DIMENSIONS

Roof opening width: 1000 - 2000 mm.
Roof opening length: 1627 - 3166 mm.

OPENING ANGLE

Individual adjustable from 0° up to 90°.

CONTROLS NATURAL VENTILATION

P1: compressed air opening and spring closing.
M24V: electric motor.
M230V: electric motor.

CONTROLS FIRE VENTILATION

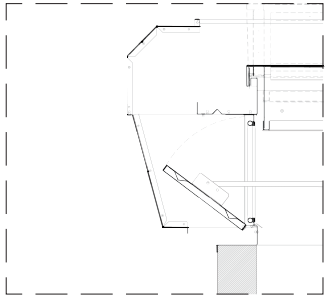
P1F: single pipe compressed air operation with fire function.
P2F: double pipe compressed air operation with fire function.
M24V: electric motor.

LOUVRES

- AL** Single aluminium.
- AL ISO** Double insulated aluminium.
- PC16** Polycarbonate 16 mm, clear or opal.
- PC25** Polycarbonate 25 mm, clear or opal.

BASES

- Single aluminium.
- Double wall aluminium with insulation.



DETAIL 01
single aluminium

FLANGES

- S1** Flange for single glass
- S2** Flange for double glass
- S3** Flange for roofs, 45° bended
- S4** Flange for roofs and facades
- S5** Flange for upstand, 90° bended downwards
- S6** Flange 90° bended upwards
- SLS** Flange for skylight connection, for different polycarbonate thicknesses
- SC** Flange for connection with other flange (vents connection). Male or female connection.
- SCM** Flange for male connection
- SCF** Flange for female connection

Note: custom flange design and insulated flanges upon request



S1



S2



S3



S4



S5



S6



SLS



SC



SCM



SCF

DIMENSIONS/LOUVRES TABLE

NUMBER OF LOUVRES	7	8	9	10	11	12	13	14
WIDTH (mm)	LENGTH (mm)							
1000 ... 2000	1626	1846	2066	2286	2506	2726	2946	3166

Note: other dimensions upon request.

WEIGHT

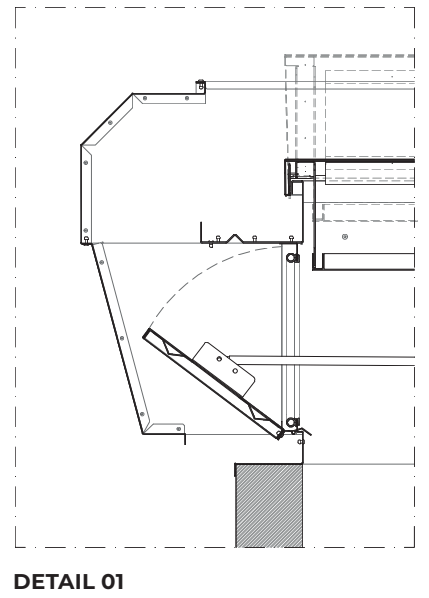
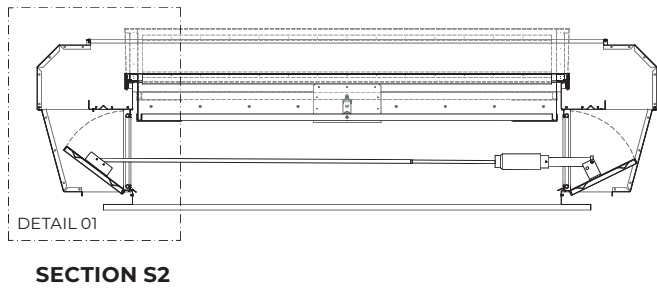

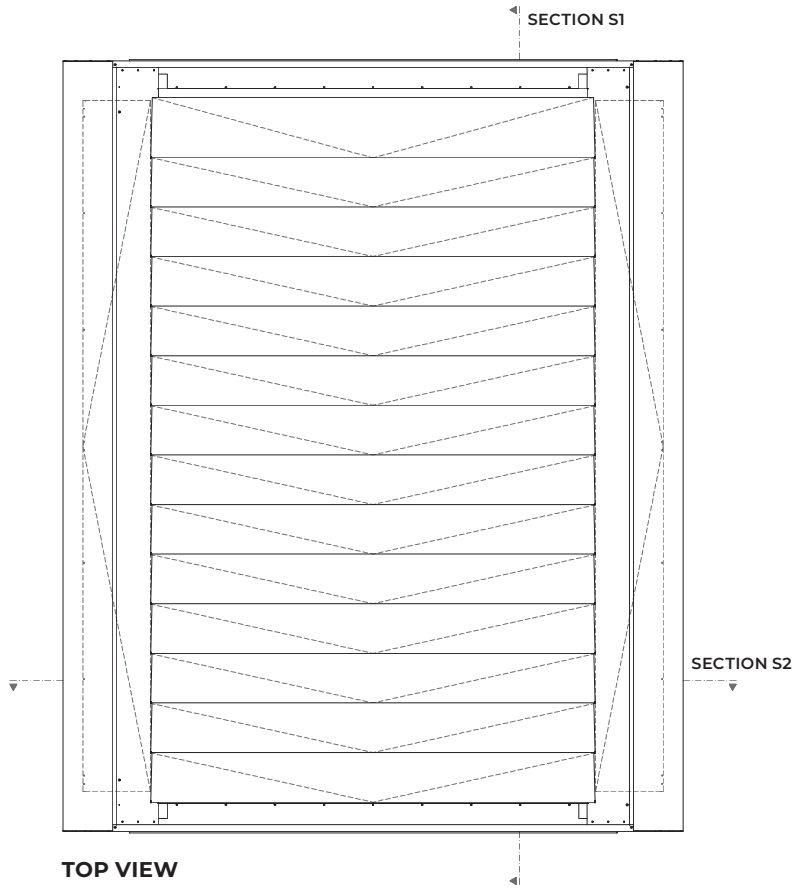
Depends on dimensions and type of infill.

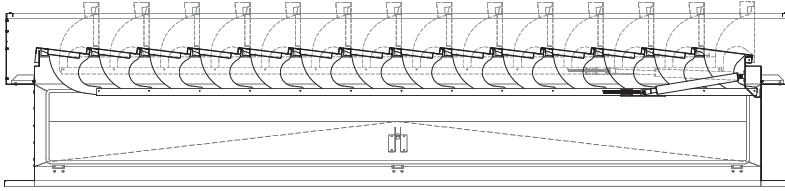
OPTIONS

Custom dimensions.
Powder-coated design (any RAL colour).
Bird or insect mesh.

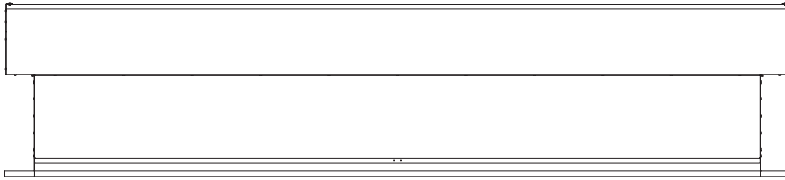
REGULATIONS

The system has been tested and is certified in accordance with EN 12101-2.

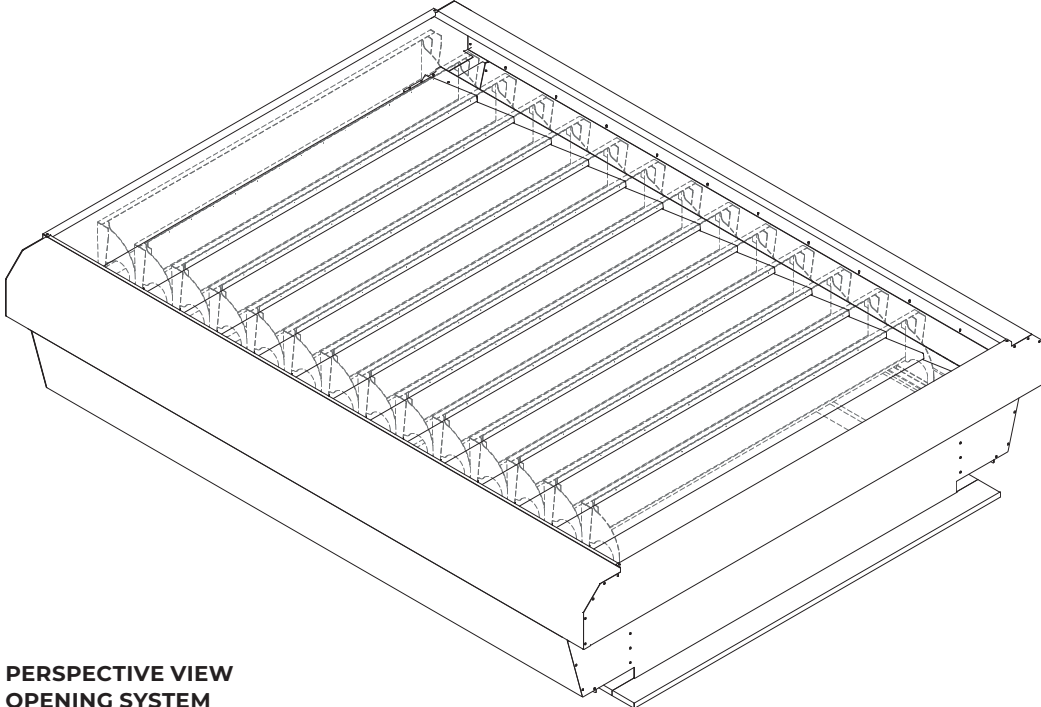




SECTION S1



SIDE VIEW



**PERSPECTIVE VIEW
OPENING SYSTEM**